



2021 Annual Report



Dear Friends,

2021 marks AANE's 25th year, and my last as the organization's founding Executive Director. Reflecting on the organization's early days, I am struck by how much AANE has changed since the mid-1990s, both in terms of whom we serve and how we serve them. Once upon a time, our "cutting-edge" resources were collected in a monthly publication that was sent to a regional New England community; today, aane.org is our vibrant, up-to-date hub of information, available to individuals, families, and professionals across the globe. Technology now plays an integral role in enabling us to engage with a community that is more diverse, complex, and larger than ever. People with Asperger profiles are not only increasingly visible, they are also **turning to us as the premier national organization serving the Asperger/autism community.**

Some things, however, remain unchanged, even after 25 years. There are persistent gaps in care and support, particularly at certain income levels, for select racial groups, and for those with co-occurring mental health issues. There are resource deserts, especially in more rural parts of the US. There is still bias, stigma, and a lack of understanding facing people on the autism spectrum. For all of these reasons, the work we do is still urgently needed. **Our commitment to serving everyone with an Asperger profile, as well as their families and professionals, is unchanged.** We have honed our ability to be agile and responsive, and our aim to meet the changing needs of our community in a rapidly changing world remains constant.

In this second year of pandemic life, we have evolved into a permanent hybrid of in-person and remote programs, services, and resources. In our local support groups, for example, people who had gathered in person for years eagerly returned to offline meetings in 2021. Those who only found our support groups when we went 100% online last year have made meaningful relationships they want to maintain through remote access to AANE. As more and different people have come forward for help this year, our offerings have become increasingly varied and specific, too.

In the pages ahead, you will see that we have measured our growth and achievements by comparing this past fiscal year to the one before, and by comparing life before the pandemic and life during the pandemic. **No matter the measure, I am proud of what we have accomplished in 2021** to set us up for success in 2022, and beyond. In November, when Brenda Dater, our current Associate Director, becomes the next Executive Director, she will be taking over an organization at once poised for growth and change, and steadfast in its traditions of accessibility, responsiveness, and community.

Thank you for helping AANE to grow and succeed. I am grateful for the friendships I've made over the years. I will miss you all.

Warmly,

Dania Jekel

Dania Jekel, MSW

Letter from Dania



AANE Today

The AANE community has grown substantially in the past fiscal year. We now reach people in **all 50 states, Washington DC and Puerto Rico, and in 80 countries** around the world.

10,904

New contacts in FY21, up 70% from FY20.*

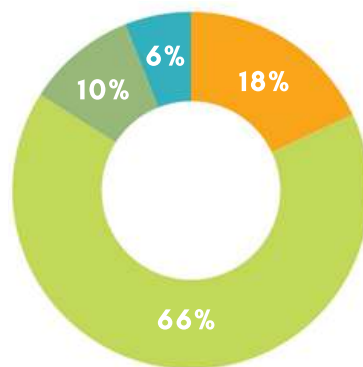
500

Requests fielded by our Information and Resource service every month, up 30% from FY20.

30%

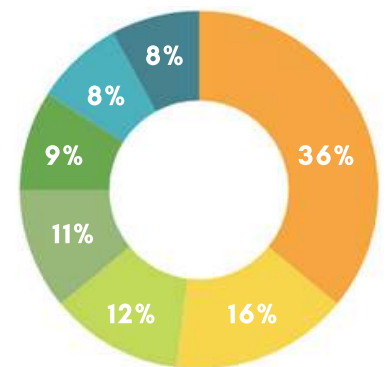
Increase in website traffic. 1,100,000 people visited aane.org in FY21.

New Contact Geography



18% in Massachusetts
66% in Other US States
10% International
6% Not Listed

New Contact Affiliations



36% Adult
16% Parent of Adult
12% Spouse
11% Parent of Teen
9% Professional
8% Family Member
8% Parent of Child

*Includes those who have contacted AANE for the first time by phone, email, or attended an event.

We permanently transitioned from 100% virtual services to a **hybrid model of support**, offering our resources both in person and online. This decision has helped us to **achieve our mission on a larger scale**.

Number of Events

Conferences	5
Social Events	304
Support Groups	385
Trainings	39
Webinars	13



Geographic Impact

Beyond Massachusetts, our new contacts come from both coasts and the US's most populous states.

"There are so few resources in my community for girls. Thank you for being there and being available to me even though I am across the country."

-AANE Parent

New York	10%
California	8%
Texas	4%
Florida	4%
New Jersey	3%

2021 Highlights

As our community grew, so did the demand for our services. We responded by **expanding popular programs, adding new ones, and removing financial and geographic barriers** where possible.

Meeting Our Community's Needs

"Having a good support network makes all the difference. It helps us to live our best lives, to be ourselves."

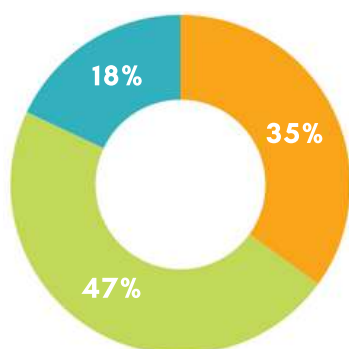
-AANE Adult

- We added a second support group for non-binary and genderqueer adults, and expanded our offerings for women of all ages.
- We launched new support groups for teens and parents of transition-age youth. Within a year, we tripled the number of those groups.
- Building on the success of the Jody Acford Conference highlighting benefits and supports for adults on the spectrum in Massachusetts, we created a second conference for New York residents.
- With an increased number of AANE community members living far from New England, LifeMAP coaches have made it possible for clients to access all of their services remotely as desired.
- This year, LifeNet brought its services to Connecticut, meeting the growing demand for support there. An expansion to New York is also planned for 2022.



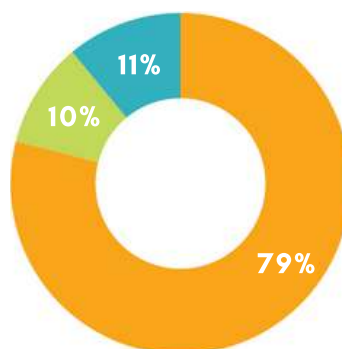
2021 Financials

Revenue



35% Contributions & Grants
47% Program Service Fees
18% Other Revenue

Expenses



79% Direct Service
10% Administration
11% Fundraising

Year End	6/30/21 Unaudited*	6/30/20 Audited**
Revenue		
Contributions & Grants	\$1,462,042	\$1,464,756
Program Service Fees	\$2,024,171	\$1,604,848
Other Revenue	\$790,343	\$304,225
TOTAL	\$4,276,556	\$3,373,829
Expenses		
Direct Service	\$3,056,039	\$2,982,268
Administration	\$386,840	\$344,985
Fundraising	\$425,524	\$411,605
TOTAL	\$3,868,404	\$3,738,858
Net Assets		
Change in Net Assets	\$408,152**	(\$365,029)**
Net Assets at FY End	\$1,131,936	\$692,543

*This preliminary financial information for the fiscal year ending June 30, 2021 is unaudited and therefore subject to change.

**The excess of expenses over revenue for the fiscal year ending June 30, 2020 was funded in part by donations received in a prior year, and also by the Payroll Protection Program (PPP) funds received in the fiscal year ending June 30, 2020. The PPP loan was forgiven in the fiscal year ending June 30, 2021.

2021 Leadership

Board of Directors

Officers

Carla Bringham - Chair
Adam Markell - Vice Chair
David Morrissette - Treasurer
Julie Tedesco - Secretary

Directors

Neil Blicher
Ken Dandurand
Cornelia Elwood, MA
Susan Erickson
Ji Kim
Barbara Lund
John Lynch
Donald Michaels
Alyson Muzila
Anastasia O'Melveny
Arturo Perez
Ellen Pinderhughes, PhD
Michael Roh
Nancy Roosa, PsyD
Daniel Rosenn, MD
Kim Wutkiewicz

Executive Advisory Board Liaison

Peggy Kriss, PhD

Immediate Past Chair

Dian Bohannon

Executive Advisory Board

Appointed by the Executive Director to advise the Executive Director and Board of Directors on a range of clinical and organizational issues for a one-year term. May be re-appointed annually.

Marjorie Bauer
Hillary Berbeco
Mary Berman
Michael Glenn, LICSW
Terry Henderson
David Kenny
Peggy Kriss, PhD
Barbara Rosenn, PsyD
Ken Shulman
Carol Singer, EdD
Nancy Sonnabend

Professional Advisory Board

Appointed by the Executive Director to enrich our resources and programming with their expertise and provide consultation on a range of clinical and organizational issues.

Diane Adreon, EdD
May-Lynn Andresen, DNP
Tony Attwood, PhD
Katherine Cody, PsyD
Elizabeth Cohn, PhD, RN
Michelle Dunn, PhD
Dena Gassner, MSW, PhD candidate
Valerie Gaus, PhD
Lynda Geller, PhD
Peter Gerhardt, EdD
Temple Grandin, PhD
C. Faith Kappenberg, PhD, LCSW
Ami Klin, PhD
Matthew Lerner, PhD
Brenda Smith Myles, PhD
Stephen Shore, EdD
Liane Holliday Willey, EdD

Thank You

This year, your support has allowed us to **stay responsive to our broad and vibrant community**, no matter the circumstance. Your donations directly translate to **powerful impact** for individuals, families, and professionals every day, whether in person or online. Thank you for everything you have given, and **everything you have made possible this year**. A special thanks to our generous corporate, foundation, and community partners.

\$25,000+

\$10,000 - \$24,999

J.E. & Z.B. Butler Foundation
Cummings Foundation, Inc.
PLAN of MA & RI

Autism Services & Resources
Connecticut
Boston Partners Financial Group
The Echo Charitable Foundation
Felicity House
The Doug Flutie, Jr. Foundation
for Autism, Inc
The Garth Family Foundation
Kopf Family Foundation
Rodman for Kids
The Village Bank

\$5,000 - \$9,999

\$1,000 - \$4,999

Boston Evening Clinic Foundation
Genentech
Latham & Watkins, LLP
Liberty Mutual Insurance

Arnold & Itkin
Davidson Kempner Capital
Management
Day Pitney, LLP
Krauss Dermatology
LearnBaseballNow.com
O'Connor Professional Group
People's United Community
Foundation
Proctor & Company
Watertown Community Foundation



Our Mission

The Asperger/Autism Network (AANE) helps people with Asperger's or similar autism spectrum and neurodiverse profiles build meaningful, connected lives. We provide individuals, families, and professionals with information, education, community, support, and advocacy—all in an inclusive atmosphere of validation and respect.

Contact Us

For more information about this report, email us at fundraising@aane.org.

51 Water Street, Suite 206 • Watertown, MA 02472
(617) 393-3824 • aane.org

© 2021 Asperger/Autism Network (AANE)